

# Locate a Pharmacy

Find an in-network pharmacy at [express-scripts.com](http://express-scripts.com) or *on the go* using the Express Scripts mobile app.

## From [express-scripts.com](http://express-scripts.com):

Select **“Locate a Pharmacy”** from the menu under **Manage Prescriptions**.

Enter the **ZIP code** or **City/State** where you wish to find a pharmacy. Click the **“Open 24 hours”** box to restrict your search to only those pharmacies, if needed. Click **“locate pharmacy.”**

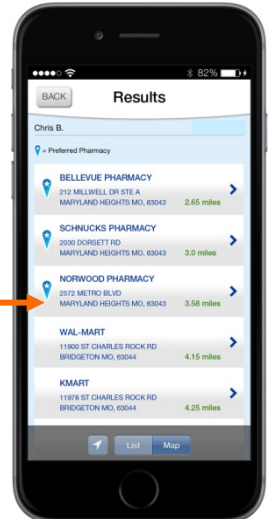
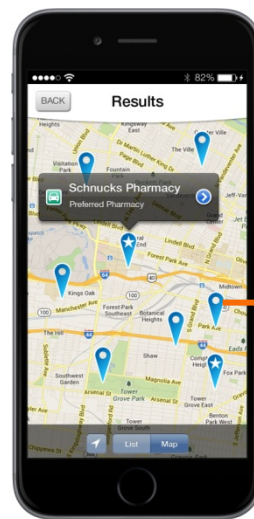
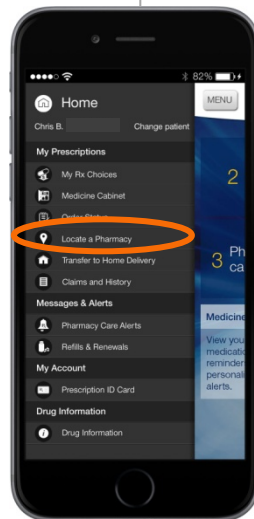
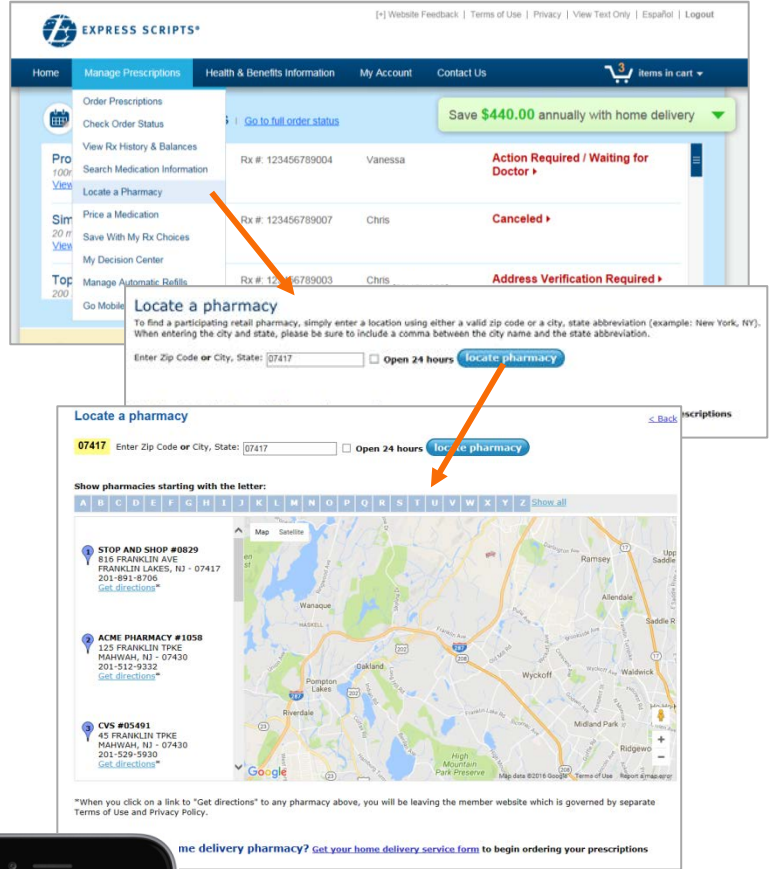
The search results provide a map and list showing nearby pharmacies with address and contact information. You can also **“Get directions.”** Click a letter to find pharmacies alphabetically.

## From the Express Scripts mobile app:

Select **“Locate a Pharmacy”** from the main menu. Enter the **ZIP code**, **City/State**, or **“Current location.”**

The search results provide a map showing nearby pharmacies. In-network pharmacies are indicated with a star.

Click on the marker to see the pharmacy name, and click the arrow to view more information. You can also click to call the pharmacy or to get directions from your current location.



Note: The screenshots are a representation of search results and may not be specific to your benefit plan.